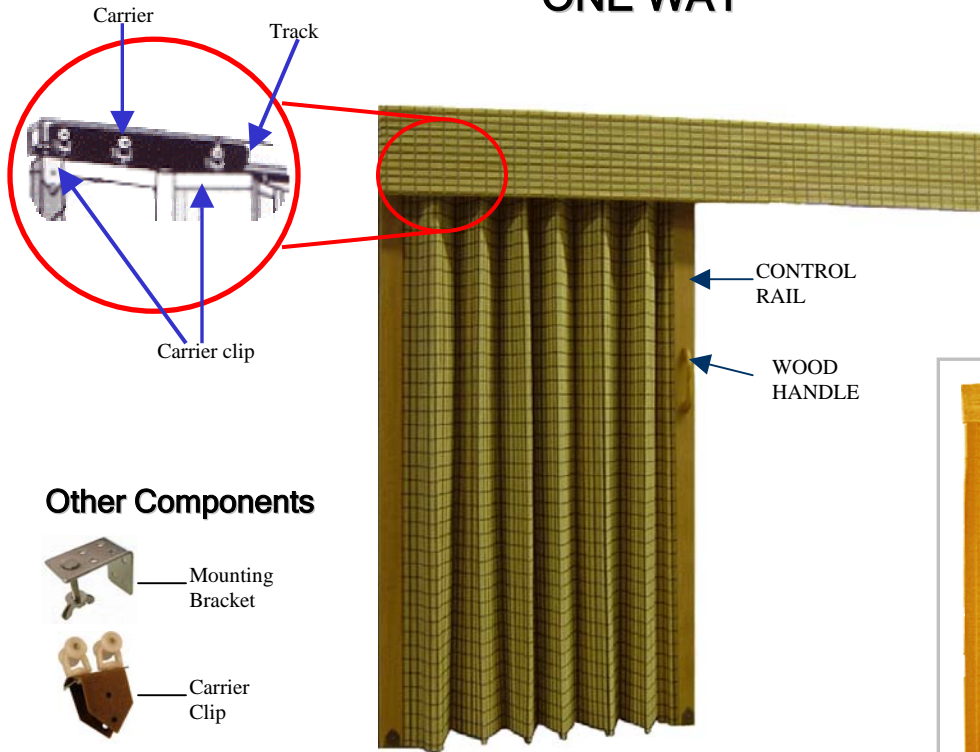



FOLDING DOOR

FOLDING DOOR
PRODUCT COMPONENT

ONE WAY



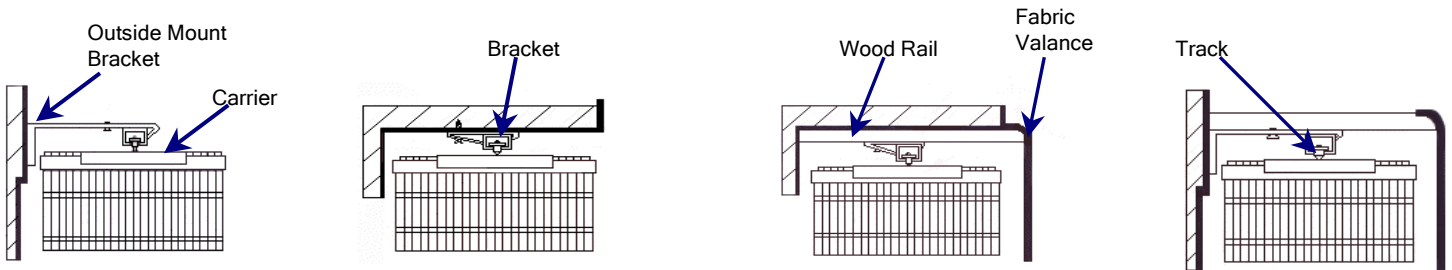
Other Components



TWO WAY



CONFIGURATION GUIDELINES



1. The folding door is built with pattern in vertical position while the valance is in horizontal position.
2. As the features of natural material is various, the stacking size on side varies with different patterns.
3. When measuring the size for folding doors, customers must take the fold size (4" - 5" in width) in consideration, especially for inside mount.
4. Standard valance is 6" high and optional with a surcharge. The layout of the pattern on the valance is in horizontal position.
5. Control wood rails and side rails are color-coordinated to match different patterns.
6. For Woven Grass materials, privacy lining is highly recommended. There is a surcharge for privacy lining.