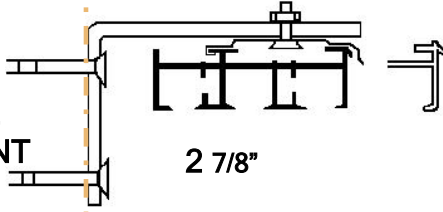


PANEL TRACK

MOUNTING METHODS

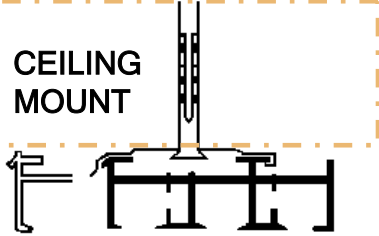
WALL MOUNT



2 7/8"

2 & 3 Pass Track

CEILING MOUNT



4" Bracket for 4 & 5 Pass Track

End Cap Cover

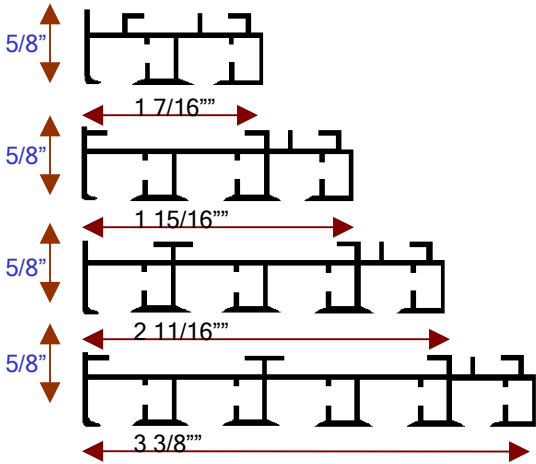
T Stopper

Aluminum Track



PANEL TRACK COMPONENT


TRACKS



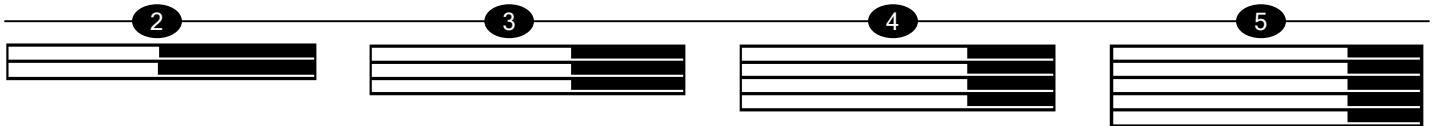
OPENING (Control on left or right)

Left Stacking
(2 to 5 Panels)

Right Stacking
(2 to 5 Panels)



TOP VIEW (Quantity of Panels)



CONFIGURATION GUIDELINES

1. Woven Panel are standard with 2 panels and available up to 5 panels. A surcharge will be applied for each additional panel.
2. Edge binding is highly recommended for all available patterns.
3. For woven grass, patterns must be done with privacy lining.
4. Panel is suggested to size from 12" to 40" wide.
5. Valance is optional and there is a surcharge for it. Standard valance size is 6" high.